



DPD 2023 3rd Quarter Report

Chief Patrice Andrews **November 21, 2023**

Part 1 Violent Crime (January - September)

Part 1 Violent Crimes	3-Year Avg	2021	2022	2023	2022-23 % Change
Homicide	35	38	32	35	+9.4%
Rape	102	91	97	118	+21.6%
Robbery	398	362	465	366	-21.3%
Aggravated Assault	961	1,108	890	884	-0.7%
Violent Crime Total	1,496	1,599	1,484	1,403	-5.5%

Shooting Incidents (January - September)

Year-to-Date	2022 3Q	2023 3Q	% Change 2022-2023
Shooting Incidents	577	676*	+17.2%
Persons Shot	192	149	-22.4%
Fatal	30	31	+3.3%
Non-Fatal	162	119	-26.5%

*77 of these incidents were initiated by ShotSpotter with no corresponding 911 call

Part 1 Property Crime (January-September)

Part 1 Property Crimes	3-Year Avg	2021	2022	2023	2022-23 % Change
Burglary	1,029	1,099	922	1,066	+15.6%
Larceny	5,494	5,408	5,322	5,751	+8.1%
Motor Vehicle Theft	836	479	570	1,459	+156.0%
Property Crime Total	7,359	6,986	6,814	8,276	+21.5%

Part 1 Clearance Rates

Crime Category	DPD 2022	DPD 2023 3Q	FBI 2020
Homicide	62.2%	80%	49.0%
Rape	22.2%	23.7%	23.9%
Robbery	19.2%	19.4%	24.8%
Aggravated Assault	36.3%	34.7%	36.6%
Violent Crime Total	30.8%	30.9%	33.1%
Burglary	15.0%	11.4%	11.9%
Larceny	11.8%	8.1%	11.2%
Motor Vehicle Theft	8.7%	2.7%	9.3%
Property Crime Total	12.0%	7.5%	11.0%

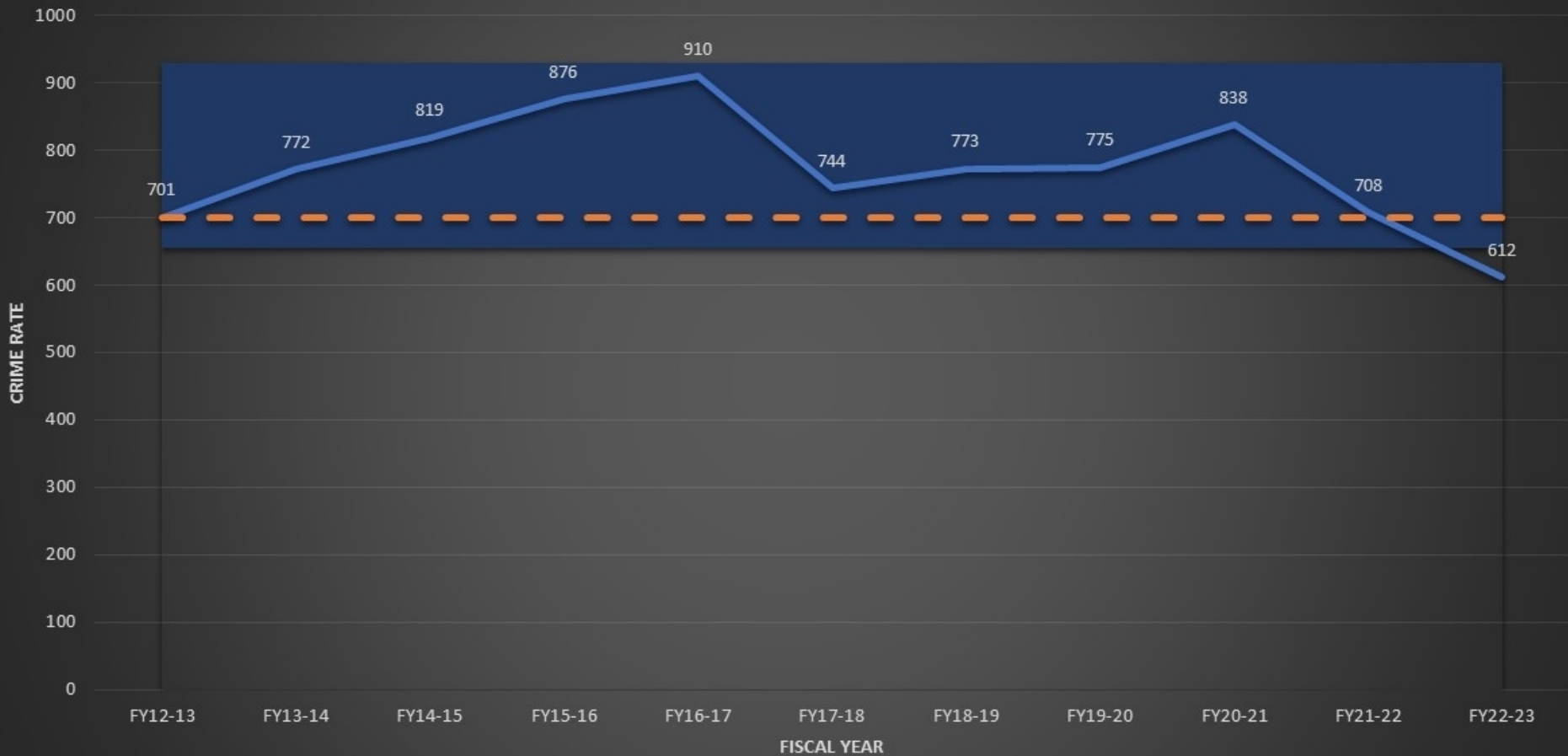
Priority 1 Calls for Service (CFS)

Response Times January - September 2023

6,895 Priority 1 calls for service for 2023 – Up **4.2%** from 3rd Quarter 2022

2023 – Priority 1 Call Responses		
Average Response Time	Targeted Average Response Time	Target Met
6 min 42 sec	5 min 48 sec	No
% of Calls Answered In Less Than 5 Minutes	Targeted % of Calls Answered In Less Than 5 Minutes	Target Met
49.5%	57.0%	No

Violent Crime Rate by Fiscal Year



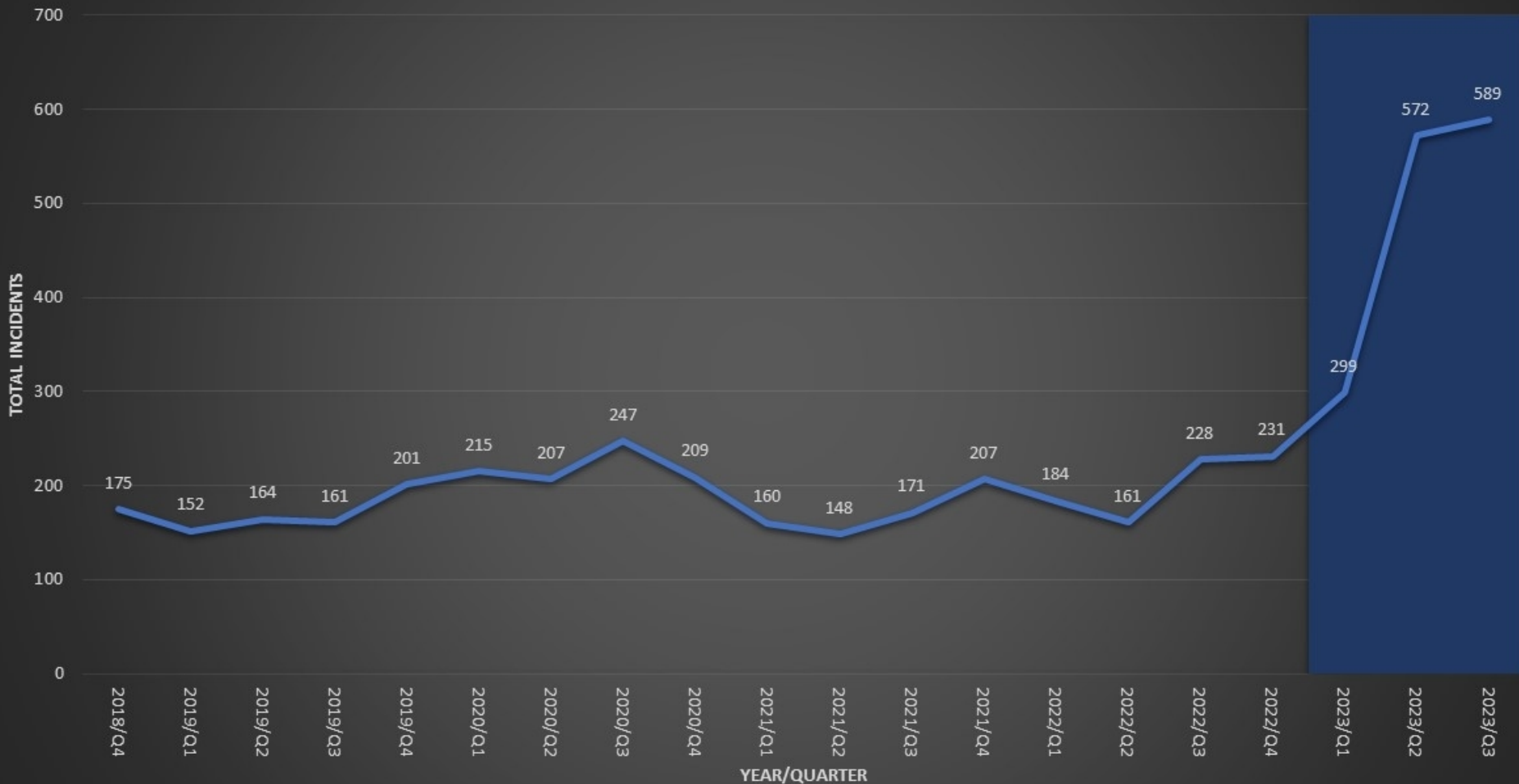
95% Confidence Low

95% Confidence High

Violent Crimes Per 100,000 Population

Target

Motor Vehicle Theft Incidents by Period





ShotSpotter Alerts Published within 60 Seconds

Gunshot Detection and Location Performance

Median Officer Response Time (from alert to arrival)

12/15/2022 9/30/2023

District All

Alert Type
 Multiple Gunshots
 Probable Gunfire
 Single Gunshot

ShotSpotter Alerts Published
1125

Unique Gunfire Incidents
936

Rounds Detected by ShotSpotter
4245

Casings Collected at the Scene
1241

Ratio of Alerts with Evidence Collected
17.31%

Gunshot Wounds
30

Guns Recovered
20

Arrests Made
20

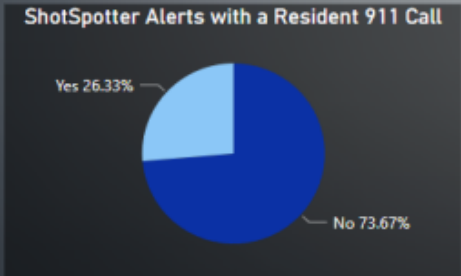
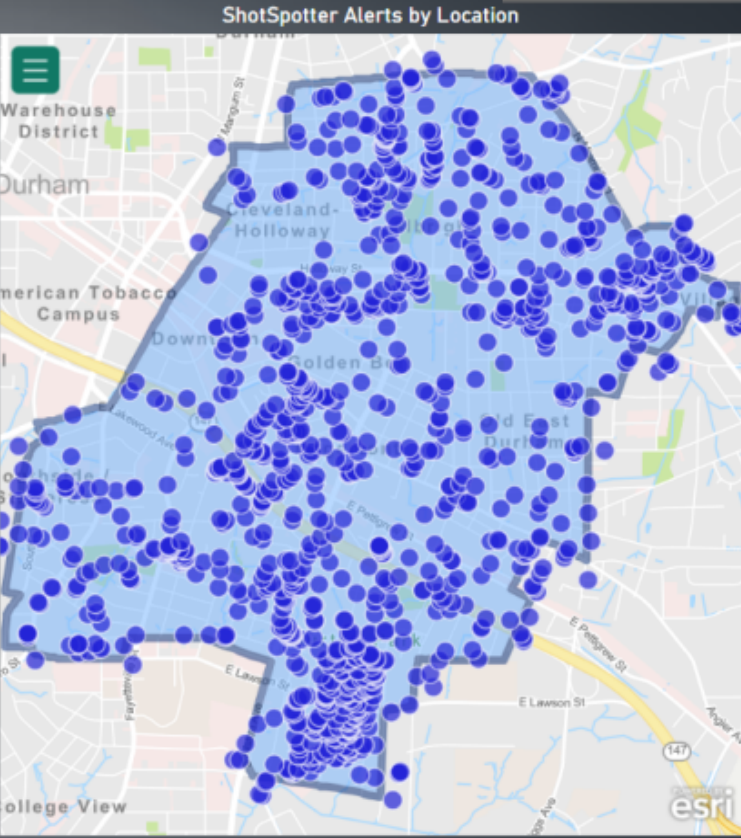
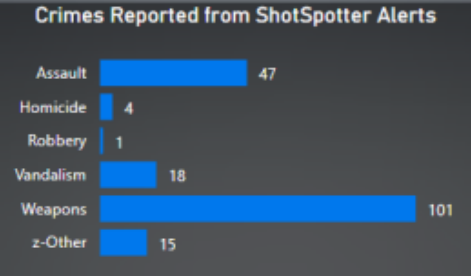
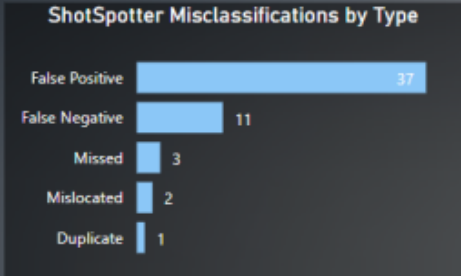
93.96%

95.26%

00:05:10

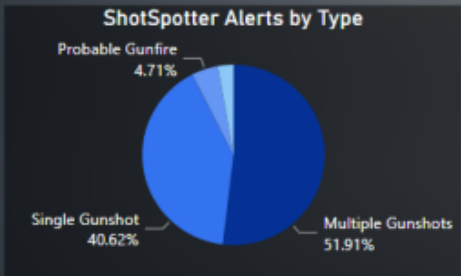
The dataset used for this dashboard does not include any ShotSpotter alerts occurring on New Year's Eve, New Year's Day, or Independence Day

Duplicate Alert
 No



Gunfire Incidents by Day of Week, Time of Day

DoW/Hour	S	M	Tu	W	Th	F	Sa
12:00 AM	15	12	11	21	14	6	19
1:00 AM	14	9	9	6	10	8	16
2:00 AM	13	6	5	10	5	7	14
3:00 AM	10	8	5	2	4	5	10
4:00 AM	9	7	6	5	1	1	7
5:00 AM	7	3	3	5	6	3	5
6:00 AM	2	6	2	2	1	1	3
7:00 AM	1	2	1	1	1	2	4
8:00 AM	2	4	1	1	1	1	2
9:00 AM	3	1	3	4	4	4	4
10:00 AM	1	2	2	1	2	1	2
11:00 AM	6	2	4	2	1	3	3
12:00 PM	3	2	3	1	1	1	1
1:00 PM	3	3	2	6	5	4	2
2:00 PM	7	3	2	3	3	3	3
3:00 PM	1	2	1	2	2	4	7
4:00 PM	1	2	3	1	6	3	3
5:00 PM	7	1	1	3	4	4	4
6:00 PM	7	12	2	4	9	6	7
Total	163	137	108	109	120	127	170



Staffing at End of 3rd Quarter 2023 (Sept. 30)

- *Sworn –77% Staffing*

- Authorized – 535
- Actual – 414

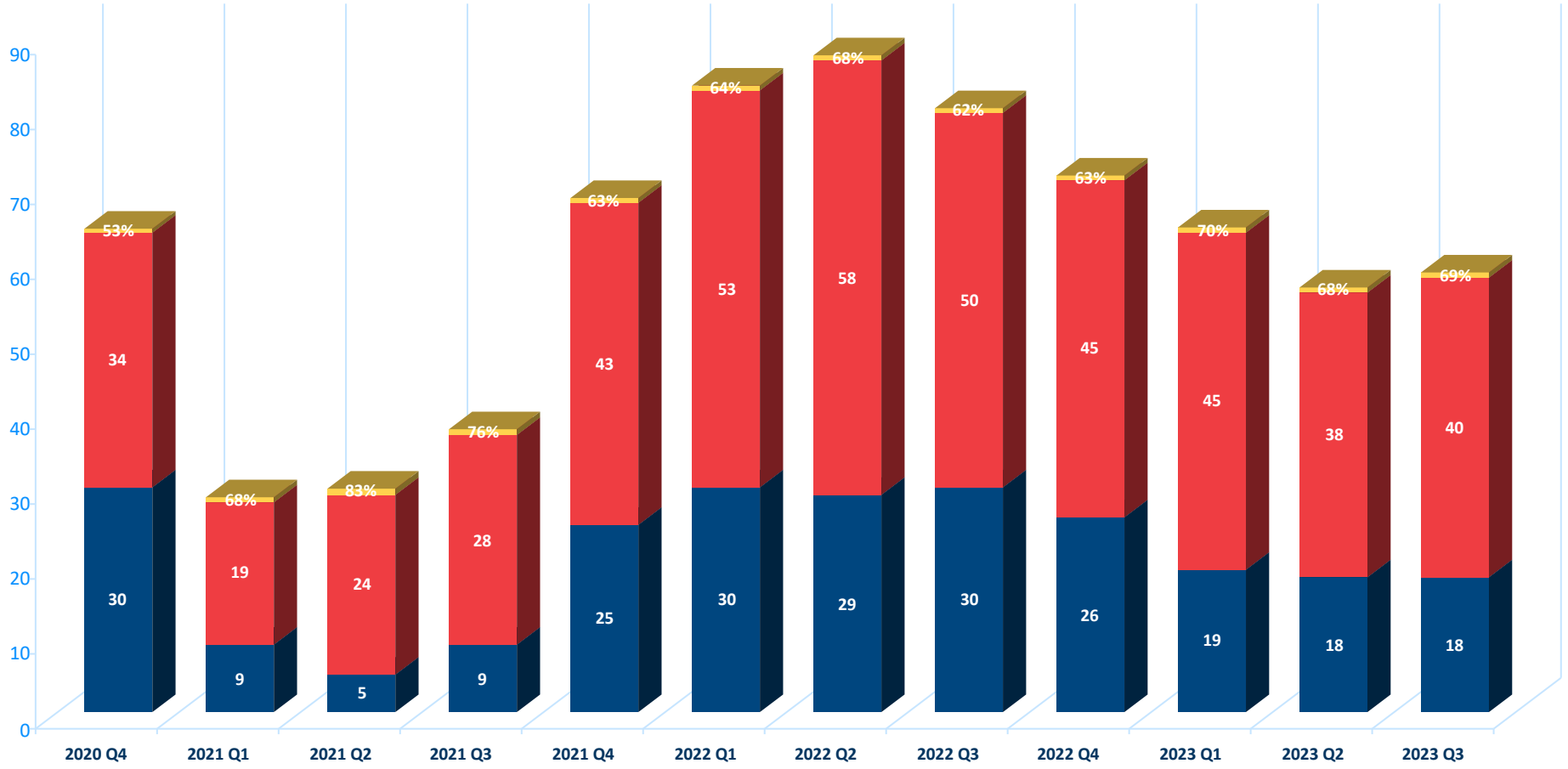
- *Non-Sworn –85% Staffing*

- Authorized – 137
- Actual – 116



U-Visa Request By Quarter

■ Denied ■ Approved ■ % Approved



DPD Social Media



[Facebook.com/DurhamPoliceDepartment](https://www.facebook.com/DurhamPoliceDepartment)



[Instagram.com/thedurhampolice/](https://www.instagram.com/thedurhampolice/)



[Twitter.com/TheDurhamPolice](https://www.twitter.com/TheDurhamPolice)



919.560.4322

DurhamNC.gov

Follow Us @CityofDurhamNC

