



DPD 2022 4th Quarter Report

Chief Patrice Andrews | **February 23, 2023**

Part 1 Violent Crime (January - December)

| Part 1 Violent Crimes | 3-Year Avg | 2020 | 2021 | 2022 | 2021-22 % Change |
|--------------------------|---------------|-------|-------|-------|---------------------|
| Homicide | 44 | 37 | 49 | 45 | -8.2% |
| Rape | 124 | 116 | 122 | 135 | +10.7% |
| Robbery | 573 | 613 | 531 | 574 | +8.1% |
| Aggravated Assault | 1,416 | 1,642 | 1,436 | 1,171 | -18.5% |
| Violent Crime Total | 2,157 | 2,408 | 2,139 | 1,925 | -10.0% |

Shooting Incidents (January - December)

| Year-to-Date | 2021 | 2022 | % Change 2021-2022 |
|--------------------|------|------|-----------------------|
| Shooting Incidents | 793 | 770 | -3% |
| Persons Shot | 278 | 247 | -11% |
| Fatal | 44 | 41 | -7% |
| Non-Fatal | 234 | 206 | -12% |

Part 1 Property Crime (January-December)

| Part 1 Property Crimes | 3-Year Avg | 2020 | 2021 | 2022 | 2021-22 % Change |
|---------------------------|---------------|--------|-------|-------|---------------------|
| Burglary | 1,508 | 1,816 | 1,444 | 1,263 | -12.5% |
| Larceny | 7,365 | 7,688 | 7,357 | 7,049 | -4.2% |
| Motor Vehicle Theft | 789 | 878 | 686 | 803 | +17.1% |
| Property Crime Total | 9,662 | 10,382 | 9,487 | 9,115 | -3.9% |

Part 1 Clearance Rates

| Crime Category | DPD 2021 | DPD 2022 | FBI 2020 |
|-----------------------------|--------------|--------------|--------------|
| Homicide | 48.0% | 62.2% | 49.0% |
| Rape | 22.9% | 22.2% | 23.9% |
| Robbery | 32.6% | 19.2% | 24.8% |
| Aggravated Assault | 37.7% | 36.3% | 36.6% |
| Violent Crime Total | 35.9% | 30.8% | 33.1% |
| Burglary | 15.9% | 15.0% | 11.9% |
| Larceny | 12.7% | 11.8% | 11.2% |
| Motor Vehicle Theft | 11.2% | 8.7% | 9.3% |
| Property Crime Total | 13.1% | 12.0% | 11.0% |

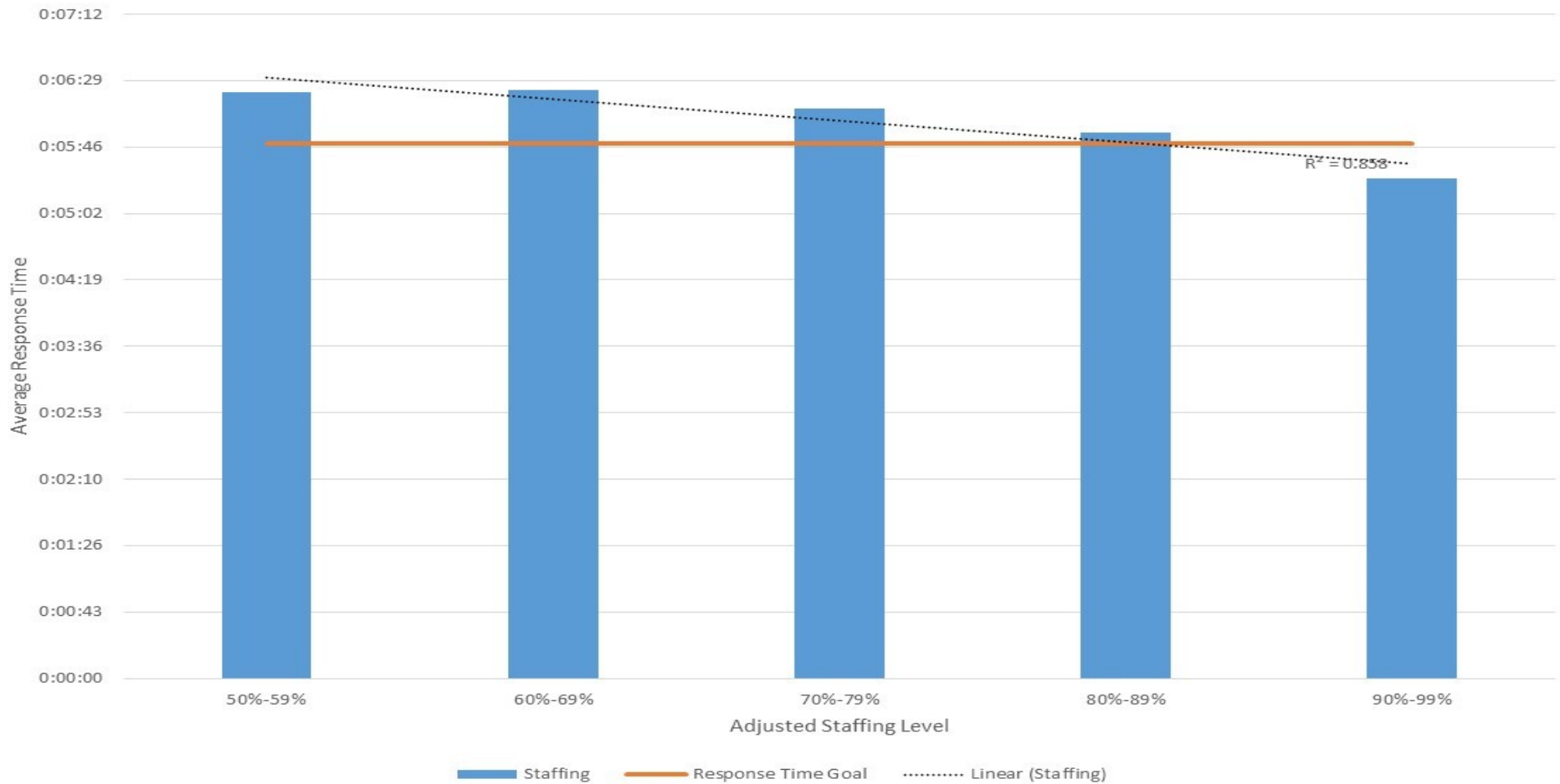
Priority 1 Calls for Service (CFS)

Response Times January - December 2022

8,930 Priority 1 calls for service for 2022 – Up **10%** from 4th Quarter 2021

| 2022 – Priority 1 Call Responses | | |
|---|--|------------|
| Average Response Time | Targeted Average Response Time | Target Met |
| 6 min 33 sec | 5 min 48 sec | No |
| % of Calls Answered In Less Than 5 Minutes | Targeted % of Calls Answered In Less Than 5 Minutes | Target Met |
| 48.7% | 57.0% | No |

Average Response Time to Priority P Calls for Service as a Function of Adjusted Staffing Levels



Staffing at End of 4th Quarter 2022 (December 31)

- *Sworn – 78% Staffing*

- Authorized – 547
- Actual – 428

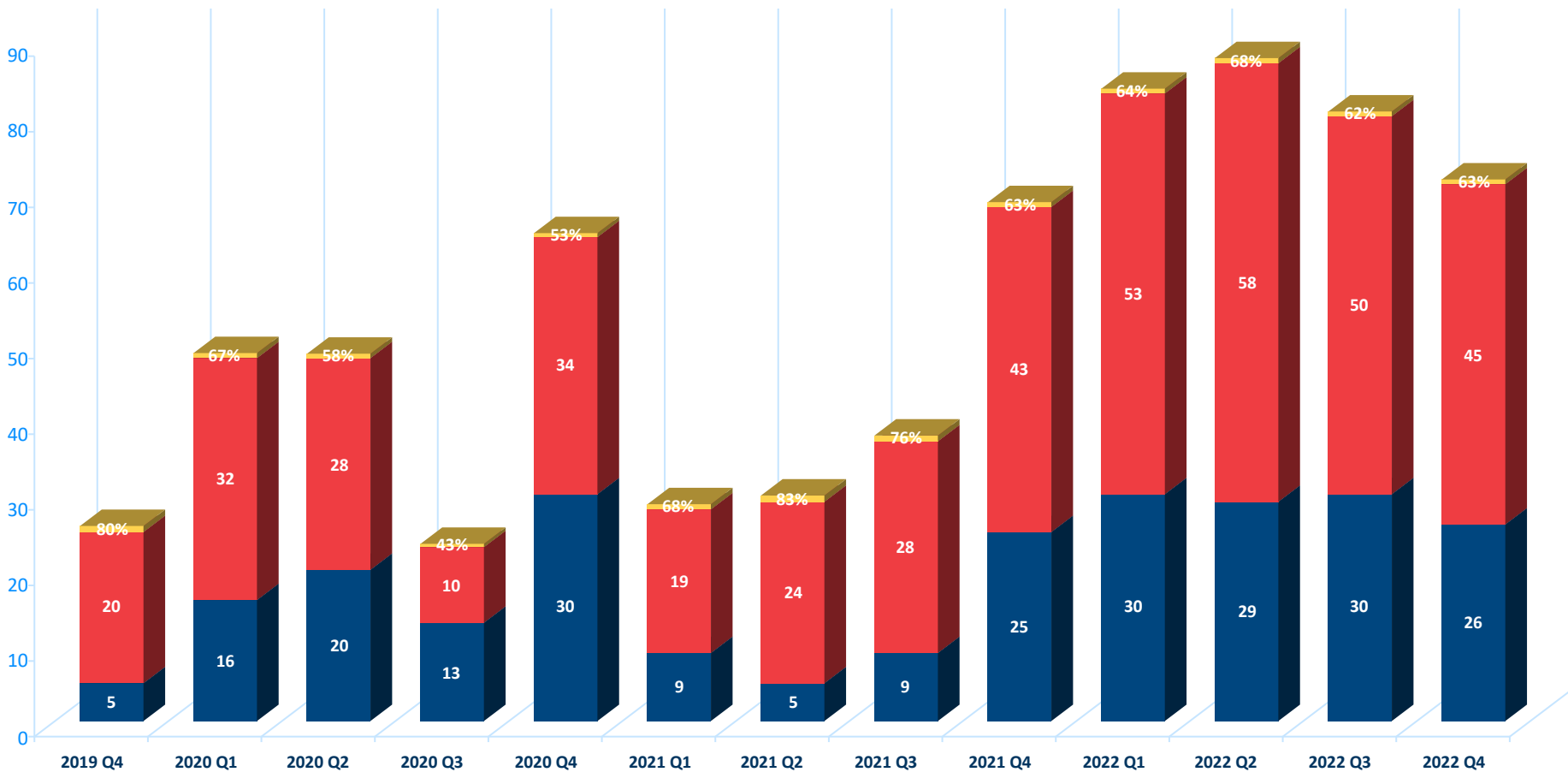
- *Non-Sworn – 87% Staffing*

- Authorized – 127
- Actual – 111



U-Visa Request By Quarter

■ Denied ■ Approved ■ % Approved



Crime Area Target Team (CATT)

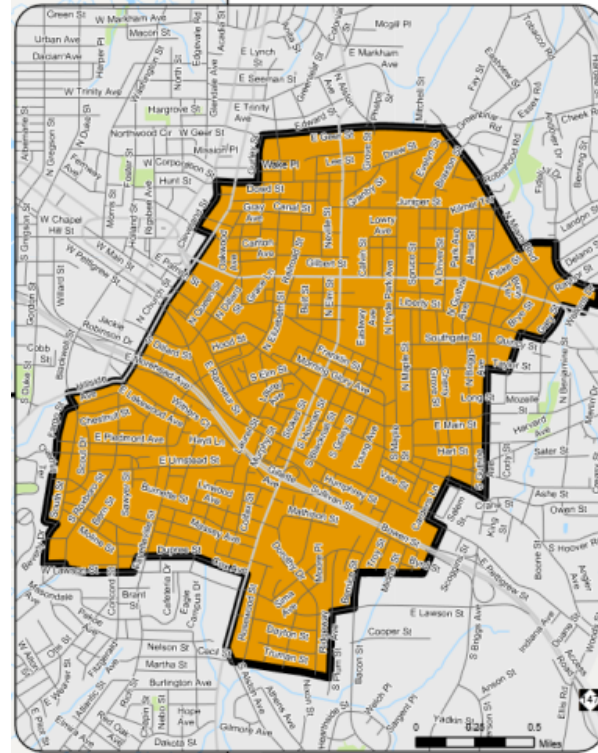
- Program Established in April 2022
- Selection of Officers
- Mission
- Initiative Evaluation

Crime Area Target Team (CATT)

| CATT Summary by Month | October | November | December | Totals |
|---------------------------|---------|----------|----------|----------|
| Community Referrals | 5 | 6 | 4 | 15 |
| Firearms Seized | 24 | 17 | 21 | 62 |
| Firearms Related Charges | 27 | 25 | 28 | 80 |
| Stolen Firearms Recovered | 3 | 4 | 4 | 11 |
| Felons in Possession | 7 | 6 | 4 | 17 |
| Traffic Stops | 371 | 252 | 213 | 836 |
| Refusal to Stop | 9 | 4 | 15 | 28 |
| Money Seized | \$7,727 | \$5,759 | \$2,195 | \$15,681 |
| Schedule II (grams) | 128.3 | 15.9 | 29.6 | 173.8 g |
| Schedule VI (grams) | 1,309 | 6,073 | 496 | 7,878 g |

ShotSpotter Pilot Program

- Launched December 15, 2022
- Uses acoustic sensors to detect gunfire and alerts officers in real time
- 3 square mile coverage area (East and Southeast Durham)



DPD Social Media



Facebook.com/DurhamPoliceDepartment



Instagram.com/thedurhampolice/



Twitter.com/TheDurhamPolice



919.560.4322

DurhamNC.gov

Follow Us @CityofDurhamNC

