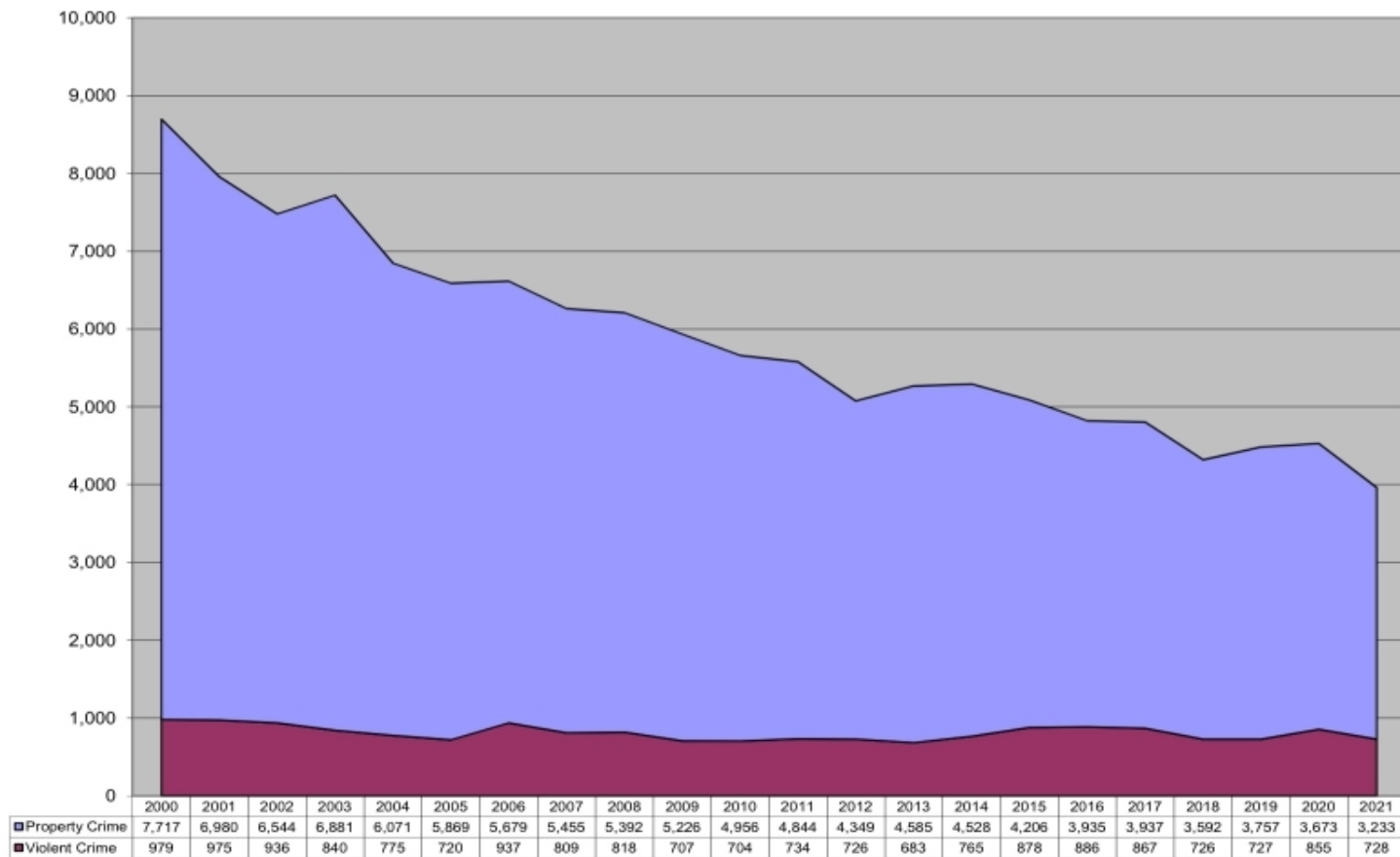




DPD 2021 4th Quarter Report

Chief Patrice Andrews | February 24, 2022

Index Crime Rate per 100,000 Population by Year



Part 1 Violent Crime (January-December)

Part 1 Violent Crimes	3-Year Avg	2019	2020	2021	2020-2021 % Change
Homicide	42	38	37	50	35%
Rape	115	106	116	122	5%
Robbery	585	611	613	531	-13%
Aggravated Assault	1,443	1,250	1,642	1,436	-13%
Violent Crime	2,184	2,005	2,408	2,139	-11%



919.560.4322

DurhamNC.gov

Follow Us @CityofDurhamNC

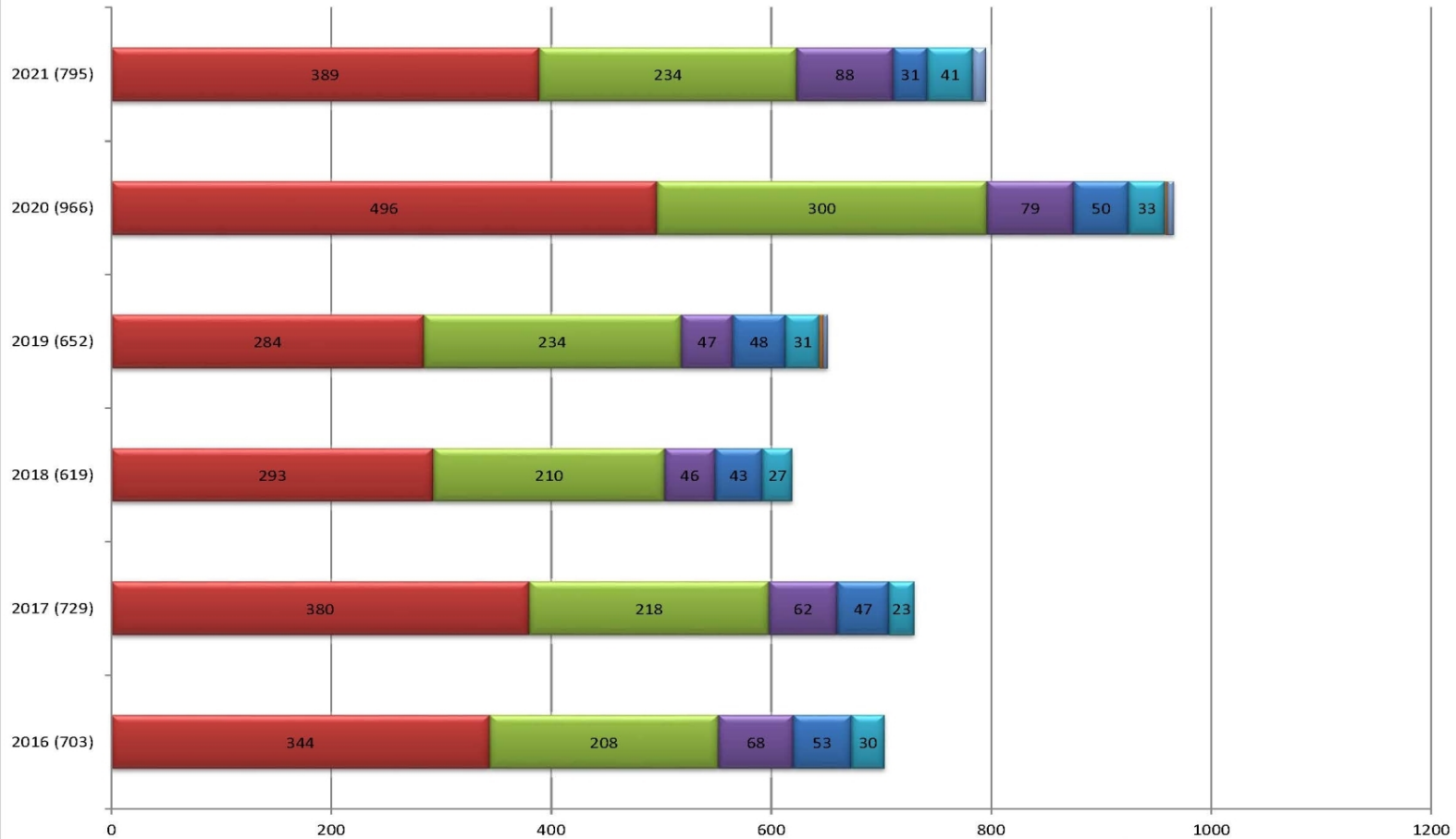




**Shooting
Incidents**

YTD (thru 12/31)	2020	2021	20-21 Change
Shootings	966	795	-18%
Persons Shot	318	280	-12%
Fatal	33	41	24%
Non-Fatal	285	239	-16%

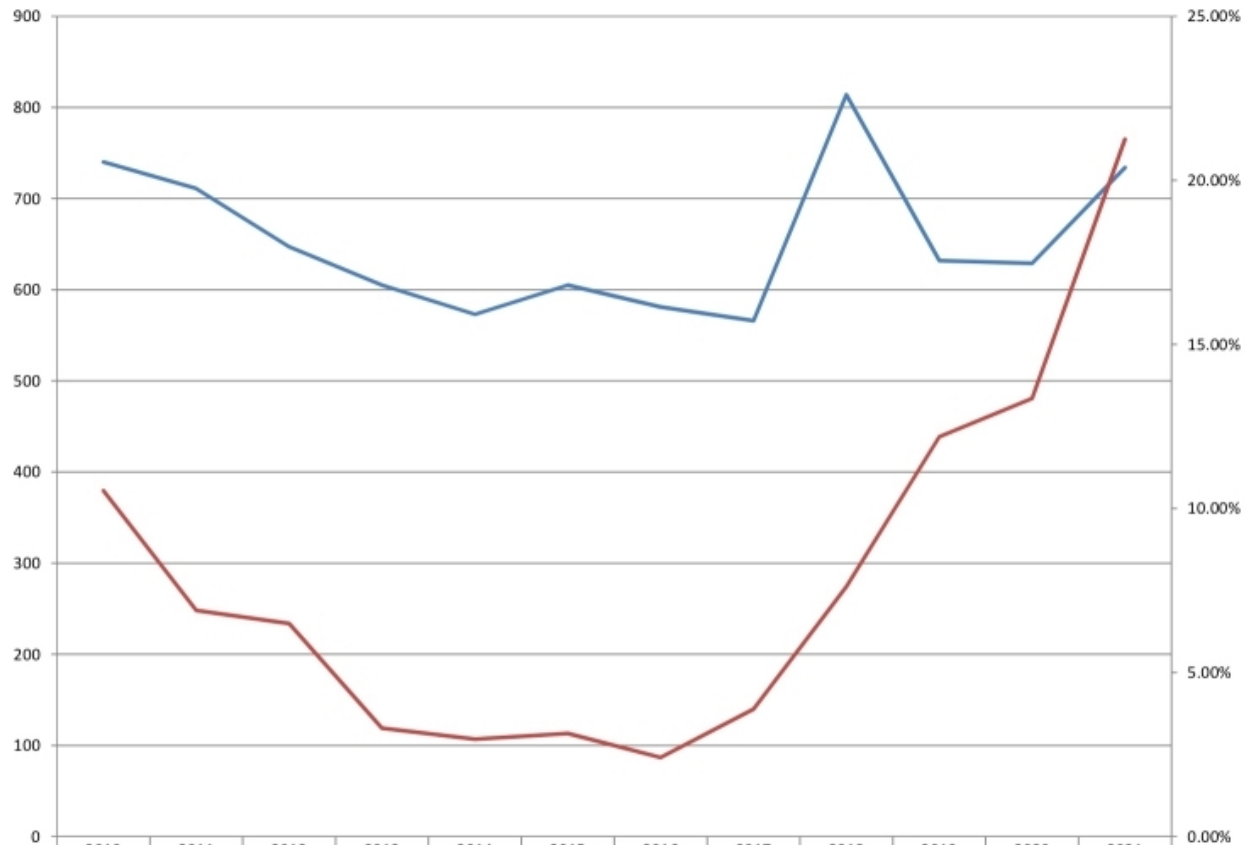
Citywide Shooting Incidents by Year and Offense Type



There were 214 total persons shot in 2016, 244 in 2017, 204 in 2018, 189 in 2019, 318 in 2020, and 280 in 2021

■ Aggravated Assault
 ■ Vandalism
 ■ Weapon Use
 ■ Robbery
 ■ Criminal Homicide
 ■ Kidnapping
 ■ Other Offenses

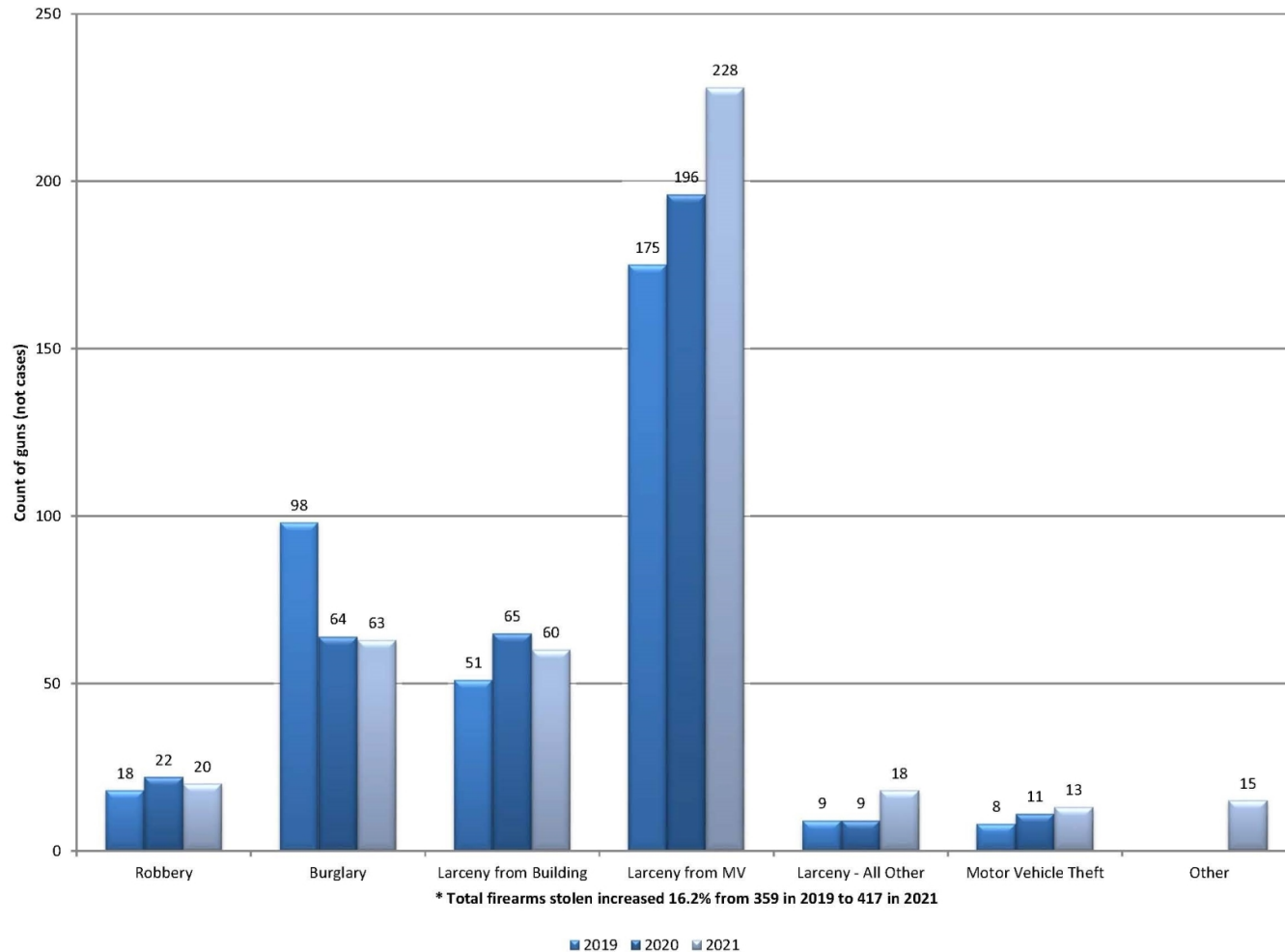
Durham Police Department Gun Seizures 2010-2021



* 156/734 guns seized in 2021 came from traffic stops (21.25%)

— Total Guns Seized — % From Traffic Stops

Durham Police Department Stolen Firearms by Offense Type



Part 1 Property Crime (January-December)

Part 1 Property Crimes	3-Year Avg	2019	2020	2021	2020-21 % Change
Burglary	1,704	1,851	1,816	1,444	-20%
Larceny	7,627	7,835	7,688	7,357	-4%
Vehicle Theft	747	677	878	686	-22%
Property Crime	10,077	10,363	10,382	9,487	-9%



919.560.4322

DurhamNC.gov

Follow Us @CityofDurhamNC



Part 1 Clearance Rates

Crime Category	DPD 2021	DPD 2020	FBI 2020*
Homicide	48.0%	32.4%	49.0%
Rape	22.9%	31.9%	23.9%
Robbery	32.6%	19.6%	24.8%
Aggravated Assault	37.7%	23.9%	36.6%
Violent Crime	35.9%	23.3%	33.1%
Burglary	15.9%	10.5%	11.9%
Larceny	12.7%	13.0%	11.2%
Motor Vehicle Theft	11.2%	8.3%	9.3%
Property Crime	13.1%	12.2%	11.0%



919.560.4322

DurhamNC.gov

Follow Us @CityofDurhamNC



Priority 1 Calls for Service (CFS)

Response Times January-December 2021

8,145 Priority 1 Calls for Service in 2021 – Up 1% from 2020

- Target Response Time 5.8 Minutes
- Average Response Time 6.23 Minutes
- Target Under 5 Min Response 57%
- Less Than 5 Min Response 51.03%



919.560.4322

DurhamNC.gov

Follow Us @CityofDurhamNC



Staffing at End of 4th Quarter 2021 (Dec. 31)

- **Sworn – 85% Staffed**
 - Authorized – 537
 - Actual – 456
- **Non-Sworn – 89%**
 - Authorized – 125
 - Actual – 111

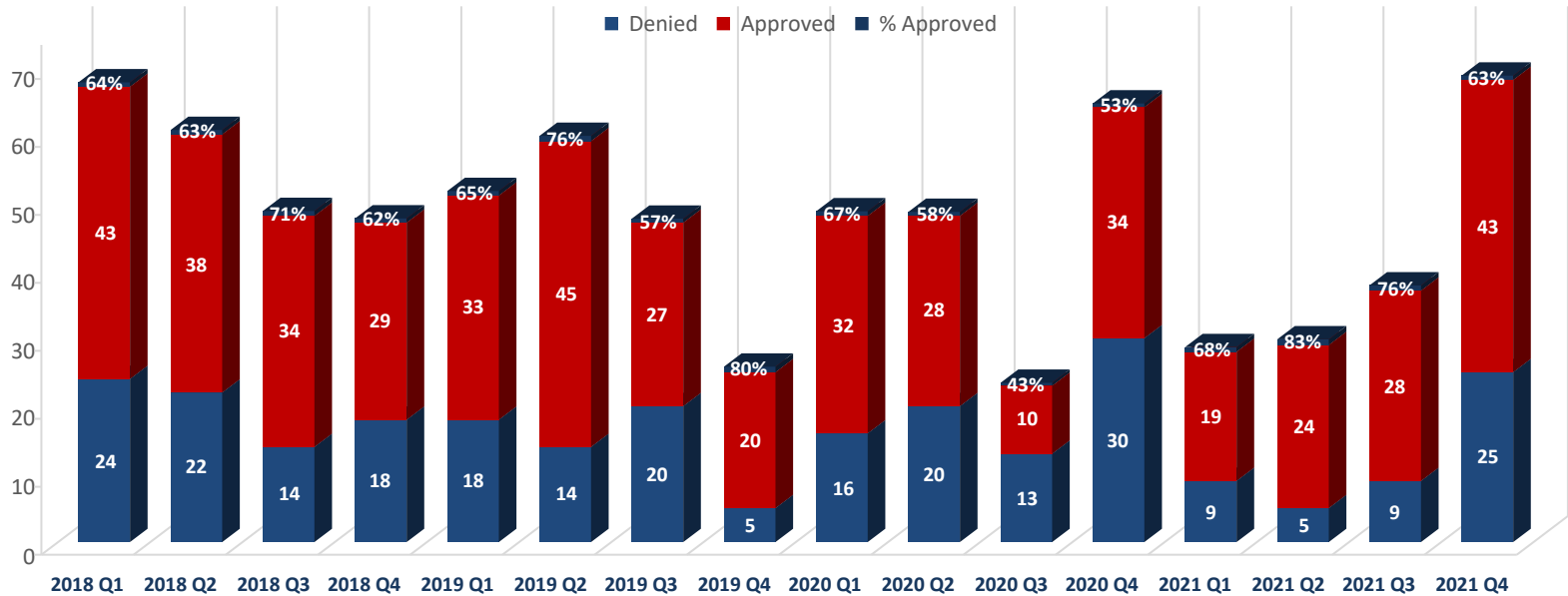


919.560.4322



U-Visa Requests by Quarter

U-Visa Request By Quarter





Bikes, Beds and Helmets 4th Quarter Initiative



4th Quarter Community Outreach



2021 Holiday Initiatives

DPD Social Media



[Facebook.com/DurhamPoliceDepartment](https://www.facebook.com/DurhamPoliceDepartment)



[Instagram.com/thedurhampolice/](https://www.instagram.com/thedurhampolice/)



[Twitter.com/TheDurhamPolice](https://www.twitter.com/TheDurhamPolice)



919.560.4322

DurhamNC.gov

Follow Us @CityofDurhamNC

